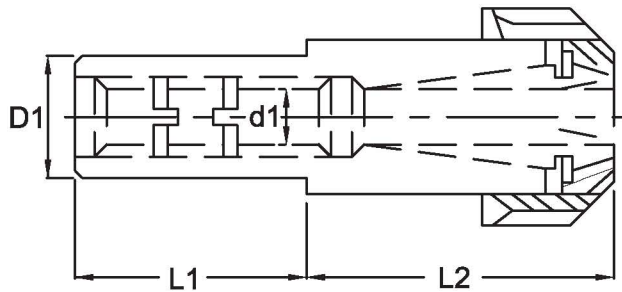
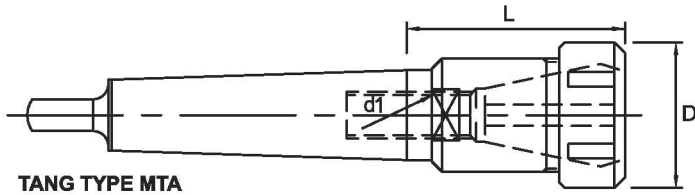


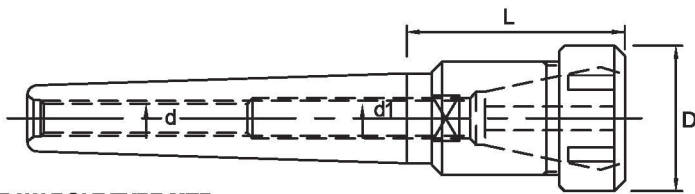
CYLINDRICAL COLLET CHUCK (BABYCHUCK)



CYL. COLLET CHUCK DESIGNATION	SUITABLE FOR COLLET	COLLET CLAMPING CAPACITY	NUTØ	D1	d1	L1	L2	SPANNER DESIGNATION
CYL 12/ER11M/100	ER11	0.5-7	16	12	-	100	30	RS-11M
CYL 12/ER16M/80	ER16	0.5-10	22	12	-	80	40	RS-16M
CYL16/ER16/60	ER16	0.5-10	28	16	M8X1	60	37	MTS-25
CYL20/ER16/50	ER16	0.5-10	28	20	M12X1	50	37	MTS-25
CYL20/ER16/100	ER16	0.5-10	28	20	M12X1	100	37	MTS-25
CYL16/ER20/100	ER20	1-13	28	16	M8X1	100	46	RS-20M
CYL20/ER20/60	ER20	1-13	34	20	M12X1	60	41	MTS-30
CYL20/ER20/100	ER20	1-13	34	20	M12X1	100	41	MTS-30
CYL20/ER25/100	ER25	1-16	42	20	M12X1	100	47	CS-25
CYL25/ER25/50	ER25	1-16	42	25	M18X1.5	50	47	CS-25
CYL25/ER25/100	ER25	1-16	42	25	M18X1.5	100	47	CS-25
CYL20/ER32/50	ER32	2-20	50	20	M12X1	50	58	CS-32
CYL20/ER32/100	ER32	2-20	50	20	M12X1	100	58	CS-32
CYL25/ER32/50	ER32	2-20	50	25	M18X1.5	50	58	CS-32
CYL40/ER32/80	ER32	2-20	50	40	M22X1.5	80	58	CS-32
CYL25/ER40/50	ER40	3-26	63	25	M18X1.5	50	60	CS-40
CYL40/ER40/75	ER40	3-26	63	40	M22X1.5	75	60	CS-40

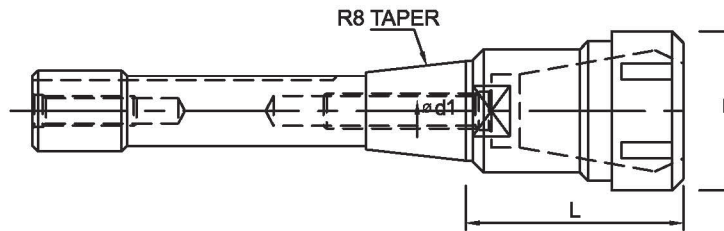


TANG TYPE MTA



DRAW BOLT TYPE MTB

Collet Chuck Designation	Suitable For Collet	Collet Clamping Capacity	Draw Bolt d	Stopper Screw d1	L	NUT		Spanner Designation
						D	Designation	
MTB1/ER11	ER11	0.5-7.0	M6	M6	25	19	UM/ER11	MTS-17
MTB2/ER11M	ER11	0.5-7.0	M6	M6	25	16	UM/ER11M	RS-11M
MTB1/ER16	ER16	0.5-10	M6	M6	45	28	UM/ER16	MTS-25
MTB1/ER16M	ER16	0.5-10	M6	M6	40	22	UM/ER16M	RS-16M
MTB2/ER16	ER16	0.5-10	M10	M12X1	42	28	UM/ER16	MTS-25
MTB2/ER16M	ER16	0.5-10	M10	M12X1	42	22	UM/ER16M	RS-16M
MTB2/ER20	ER20	1.0-13	M10	M12X1	50	34	UM/ER20	MTS-30
MTB2/ER20M	ER20	1.0-13	M10	M12X1	50	28	UM/ER20M	RS-20M
MTB2/ER25	ER25	1.0-16	M10	M12X1	53	42	UM/ER25	US-25
MTB2/ER25M	ER25	1.0-16	M10	M12X1	54	35	UM/ER25M	RS-25M
MTB3/ER16M	ER16	0.5-10	M12	M14X1	43	22	UM/ER16M	RS-16M
MTB3/ER20M	ER20	1.0-13	M12	M14X1	50	28	UM/ER20M	RS-20M
MTB3/ER25	ER25	1.0-16	M12	M14X1	53	42	UM/ER25	US-25
MTB3/ER25M	ER25	1.0-16	M12	M14X1	53	35	UM/ER25M	RS-25M
MTB3/ER32	ER32	2.0-2.0	M12	M14X1	70	50	UM/ER32	US-32
MTB3/ER40	ER40	3.0-26	M12	M14X1	80	63	UM/ER40	US-40
MTB4/ER25	ER25	1.0-16	M16	M18X1.5	56	42	UM/ER25	US-25
MTB4/ER32	ER32	2.0-2.0	M16	M22X1.5	60	50	UM/ER32	US-32
MTB4/ER40	ER40	3.0-26	M16	M22X1.5	81	63	UM/ER40	US-40
MTB4/ER50	ER50	1.0-34	M16	M22X1.5	96	78	UM/ER50	US-50
MTB5/ER40	ER40	3.0-26	M20	M22X1.5	82	63	UM/ER40	US-40
MTB5/ER50	ER50	10-34	M20	M22X1.5	91	78	UM/ER50	US-50



Collet Chuck Designation	Suitable For Collet	Collet Clamping Capacity	Stopper Screw d1	L	NUT		Spanner Designation
					D	Designation	
R8/ER25	ER25	2-16	M12	50	42	UM/ER25	US-25
R8/ER32	ER32	3-20	M12	60	50	UM/ER32	US-32
R8/ER025	ERO25	2-16	M12	60	43	UM/ERO25	US-25
R8/ER035	ERO35	2-25	M12	70	60	UM/ERO35	US-40