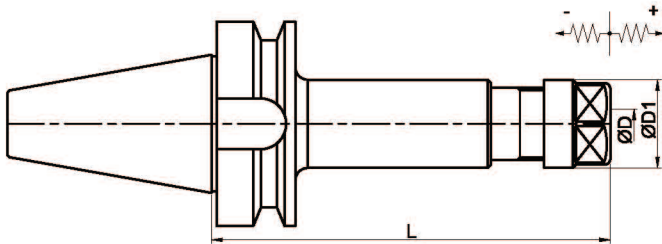


ACROW IMP



* Caution : Excessive tightening torque will damage the chuck, nut or / and collet

Part No.	Range	Length Flexibility		L	ØD1	ØD Range	Collets
		Comp.	Tens.				
BT30-WER16-080	M3 ~ M10	3	8	80	28	Ø0.5 ~ Ø10.0	ER16
WER20-080	M3 ~ M12				34	Ø1.0 ~ Ø13.0	ER20

BT40-WER16-080	M3 ~ M10	3	8	80	28	Ø0.5 ~ Ø10.0	ER16
WER20-080	M3 ~ M12				34	Ø1.0 ~ Ø13.0	ER20
WER32-100	M6 ~ M20		10	100	50	Ø2.0 ~ Ø20.0	ER32

BT50-WER16-100	M3 ~ M10	3	8	80	28	Ø0.5 ~ Ø10.0	ER16
WER20-100	M3 ~ M12				34	Ø1.0 ~ Ø13.0	ER20
WER20-100	M6 ~ M20		10		50	Ø2.0 ~ Ø20.0	ER32

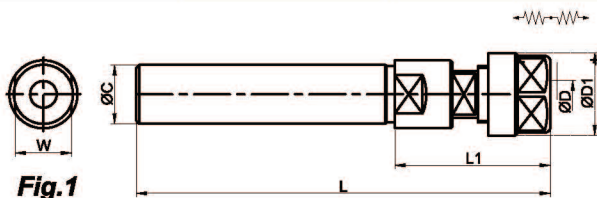


Fig.1

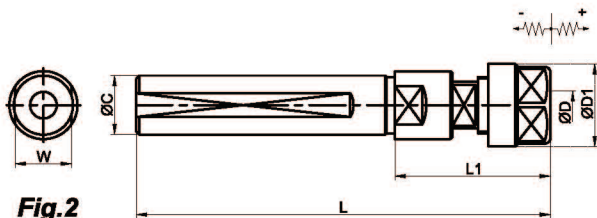


Fig.2



Part No.	Fig.	Range	Length Flexibility		L	ØC	L1	ØD1	W	ØD Range	Collets
			Comp.	Tens.							
ST20-WER16-125	1	M3 ~ M10	3	8	125	20	45	28	19	Ø0.5 ~ Ø10.0	ER16
WER20-125		M3 ~ M12						34	22	Ø1.0 ~ Ø13.0	ER20

ST32-WER32-145	1	M6 ~ M20	3	10	145	32	65	50	29	Ø2.0 ~ Ø20.0	ER32
----------------	---	----------	---	----	-----	----	----	----	----	--------------	------

SL20-WER16-125	2	M3 ~ M10	3	8	125	20	45	28	19	Ø0.5 ~ Ø10.0	ER16
WER20-125		M3 ~ M12						34	22	Ø1.0 ~ Ø13.0	ER20

SL32-WER32-145	2	M6 ~ M20	3	10	145	32	65	50	29	Ø2.0 ~ Ø20.0	ER32
----------------	---	----------	---	----	-----	----	----	----	----	--------------	------

* ER collets and wrenches to be ordered separately.