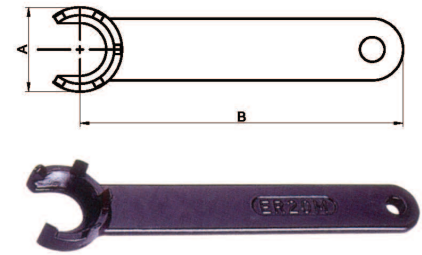
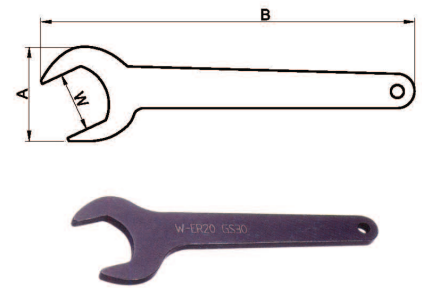


ACROW IMP

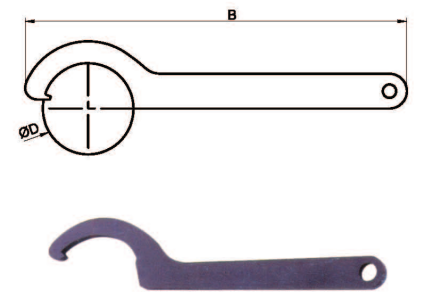
Part No.	A	B	Nuts	Order No.
W - ER 8M	12.8	75	N 8M	117W - 8M
W - ER11M	16.8	90	N11M	117W - 11M
W - ER16M	22.8	110	N16M	117W - 16M
W - ER20M	29.0	120	N20M	117W - 20M



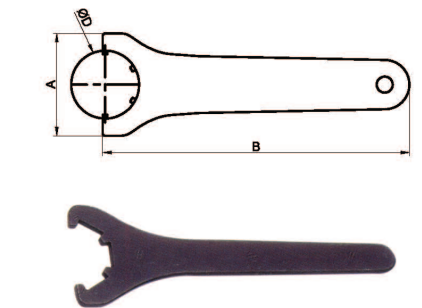
Part No.	A	B	W	Nuts	Order No.
W - ER11	32	95	17	ER11SH	W-ER11, GS17
W - ER16	44	145	25	ER16SH	W-ER16, GS25
W - ER20	52	170	30	ER20SH	W-ER20, GS30
W - NR10WD		335	1"	NR10WD	W-NR10WD



Part No.	Ø D	B	Nuts	Order No.
W - FK04	30 ~ 33	135	ER16GM	W - FK04
W - FK05	34 ~ 36	160	ER20GM	W - FK05
W - FK06	40 ~ 42	170	NR16 / ER25SH	W - FK06
W - FK07	44 ~ 49	195	ER25GM	W - FK07
W - FK08	52 ~ 55	210	C20 / ER32SH	W - FK08
W - FK09	58 ~ 62	230	CTH25 / ER40SH / C25	W - FK09
W - FK10	68 ~ 75	245	CTH32 / C32	W - FK10
W - FK11	80 ~ 93	270	ARH42	W - FK11



Part No.	A	B	W	Nuts	Order No.
W - ER25	42	65	210	ER25	117W - 25
W - ER32	50	75	250	ER32	117W - 32
W - ER40	63	90	290	ER40	117W - 40
W - ER50	80	110	355	ER50	117W - 50



Part No.	Ø D	B	Nuts	Order No.
W - D27	27.1	118	NR10, ER16FB	182 .0270
W - D34	34		ER20FB	182 .0340
W - D40	40	155	NR16, ER25FB	182 .0400
W - D48	48	212	C20H, ER32FB	182 .0480
W - D55	55		C25H	182 .0550
W - D68	68		C32H	182 .0680

